

AirGas One Sheet

AirGas Punchout



To ensure landing in the correct [Punchout](#) make sure that the [default shipto address](#) is marked for the address this order will be tied to. This is especially important when looking at past orders, cylinder balances, using Lists and e-Quotes.

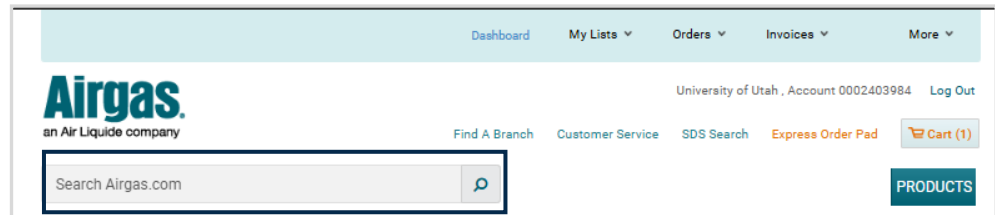


Before ordering product, if refills will be needed, email imt.slc.customer.service@airgas.com. An e-quote will be created and loaded into the punchout. As with other [Punchouts](#) both product and quotes can be purchased in the same shopping session.

***Note that pricing is all inclusive. Cylinder pricing equals product cost + processing fee (formerly demurrage) + delivery fee. Pricing is all inclusive without any hidden fees/costs.

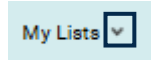
Shopping can be done via several tools in the [Punchout](#). All items from the different tools can be added to the same cart. The tools are:

1. Search for desired product.



2. Purchase from list. This can be created by AirGas and/or by the shopper. Email for list to be created.

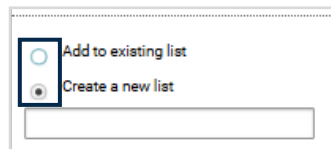
- To use an existing list go to My Lists



- To add to the list click on "Add to List"



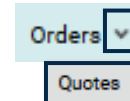
- Choose to add to an existing list or create a new list



3. Purchase from past orders. Go to Order history.



4. Purchase for refills, cylinder returns, specialty gases, items not in punchout email imt.slc.customer.service@airgas.com. An e-Quote will be created and the purchase will be facilitated through the Quote.



- Submit the cart back to UShop and [Proceed to Checkout](#) to place the order like other UShop orders.



Make sure that the [Shipto](#) address is the same as the default so that the order will load to the correct punchout account.